The background of the slide is a photograph of a port at sunset. The sky is a mix of orange, yellow, and blue. In the foreground, there are several large blue and red gantry cranes. A large container ship is docked at the pier, with its deck visible. The water is calm, reflecting the colors of the sky.

# A Case for Chirp Modulation for Low-Power Acoustic Communication in Shallow Waters

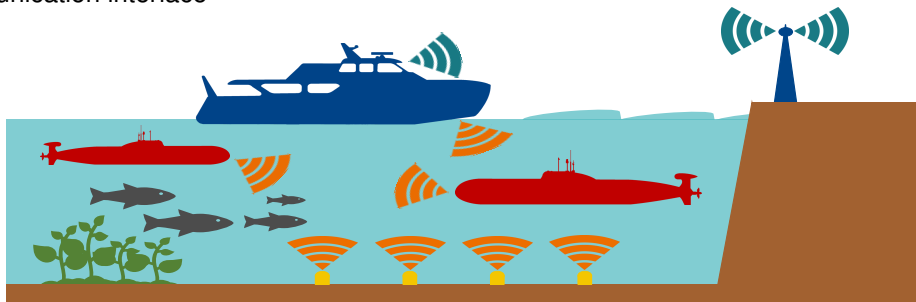
Fabian Steinmetz, Jan Heitmann and Christian Renner

17th GI/ITG KuVS Fachgespräch "Sensornetze", Braunschweig

September 13<sup>th</sup>, 2018

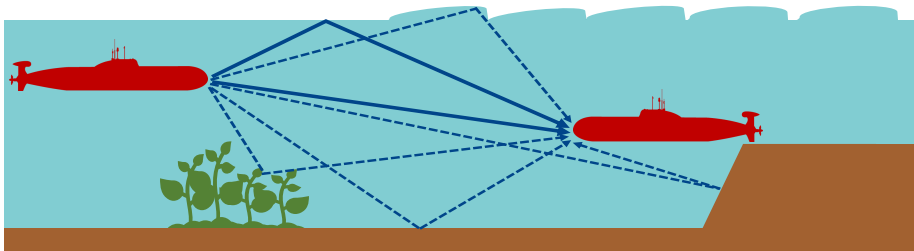
# Motivation

- Micro autonomous underwater vehicles ( $\mu$ AUVs) and underwater wireless sensor networks (UWSNs)
- Possible applications
  - ◆ Localization of pollution
  - ◆ Tracking and inspection of ships
- $\mu$ AUVs and UWSNs need a stable and low-power communication interface



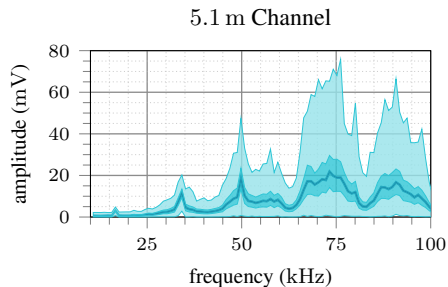
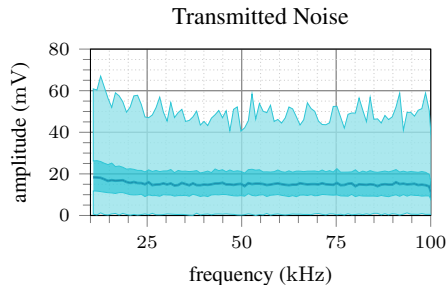
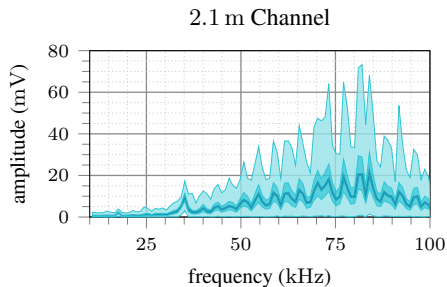
# Underwater Channel (I)

- Acoustic wave
  - ⇒ speed of sound  $c \approx 1500$  m/s
- Reflections and scattering
  - ⇒ frequency-selective and time-dependent channel
- Shallow water scenarios
  - ⇒ high impact of the surface reflection





# Underwater Channel II

- 1 s band-limited pseudo-random noise
- 10 kHz - 100 kHz
- Strong frequency dependency



# smartPORT Acoustic Underwater Modem

- Small and low-power device
- Contains of:
  - ◆ Mainboard with power supply and Cortex M4 microcontroller
  - ◆ Receiver with amplifiers, band-pass filter and AD-converter
  - ◆ Transmitter with DA-converter and power-amplifier
  - ◆ External hydrophone
- Frequency Shift Keying (FSK) based synchronization and data transmission
- Range up to 150 m and data rate 260 bit/s



# FSK and Chirp Keying

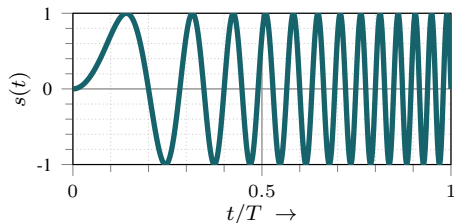
## ■ Frequency Shift Keying (FSK)

- ◆ A bit is transmitted with a constant frequency
- ◆ Non-coherent detection (currently implemented)
- ◆ Problem: synchronization

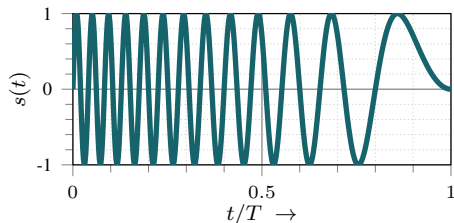
## ■ Chirp Keying

- ◆ Frequency sweep from  $f_s$  to  $f_e$ 
  - ▶  $f_s < f_e \Rightarrow$  up-chirp
  - ▶  $f_s > f_e \Rightarrow$  down-chirp
- ◆ Bandwidth  $B = |f_e - f_s|$
- ◆ Spread the information over spectrum
- ◆ Cross-correlation detection
- ◆ Good correlation properties

Up-Chirp

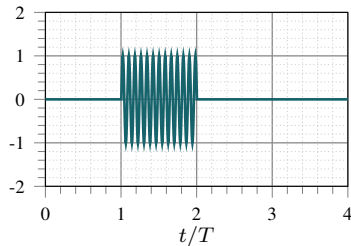


Down-Chirp

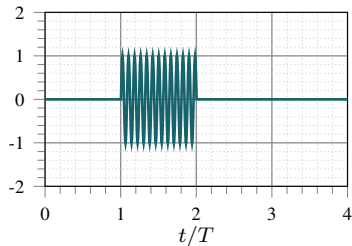


# FSK and Chirp Keying - Comparison

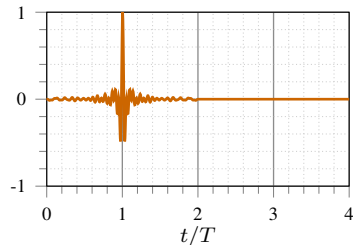
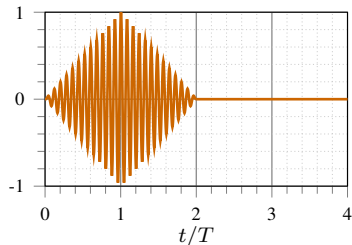
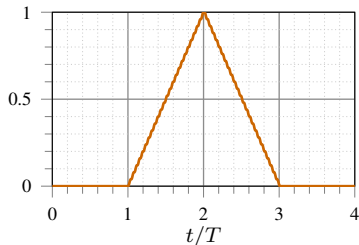
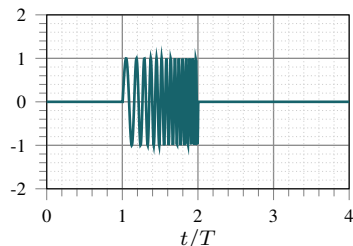
FSK Non-Coherent



FSK Cross-Correlation

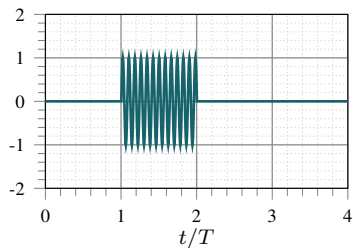


Chirp Cross-Correlation

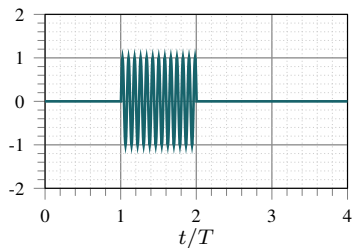


# FSK and Chirp Keying - Comparison

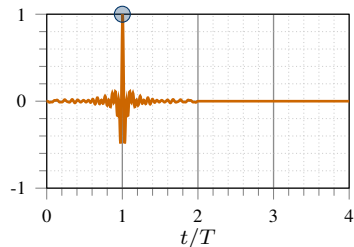
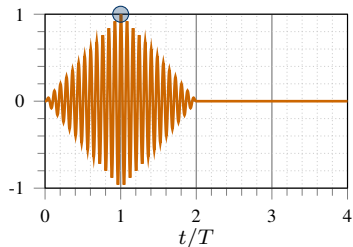
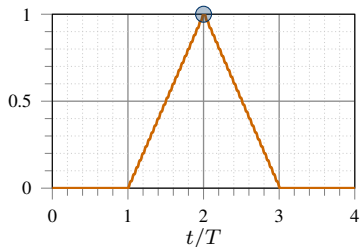
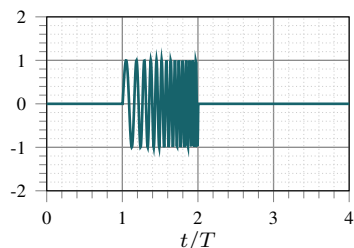
FSK Non-Coherent



FSK Cross-Correlation



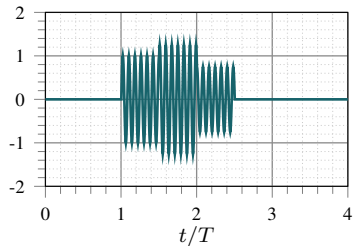
Chirp Cross-Correlation



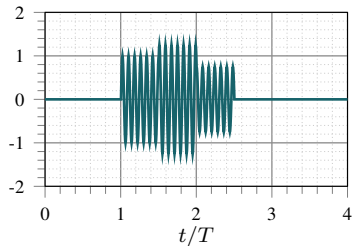


# FSK and Chirp Keying - Comparison

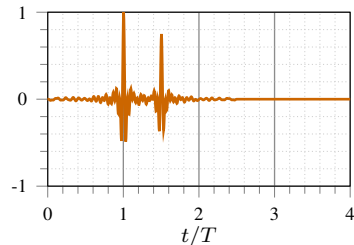
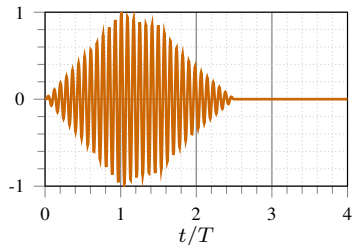
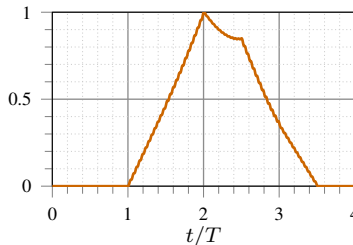
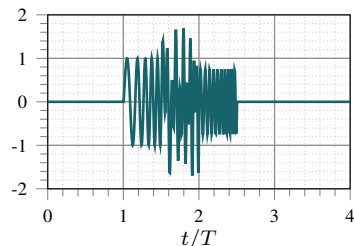
FSK Non-Coherent



FSK Cross-Correlation

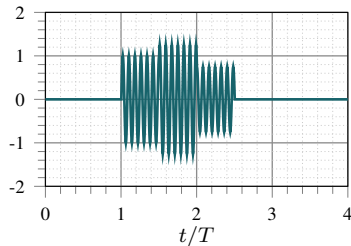


Chirp Cross-Correlation

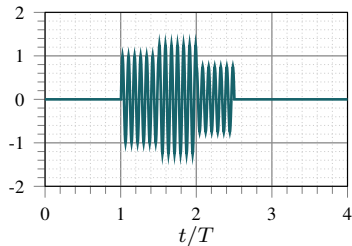


# FSK and Chirp Keying - Comparison

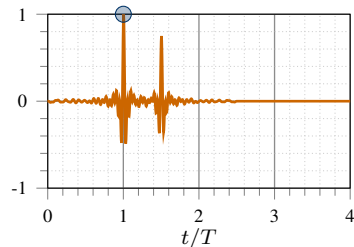
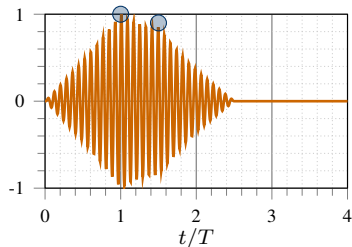
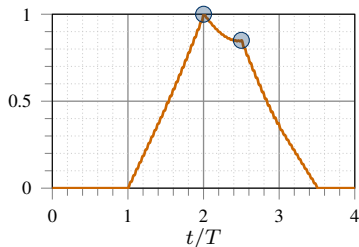
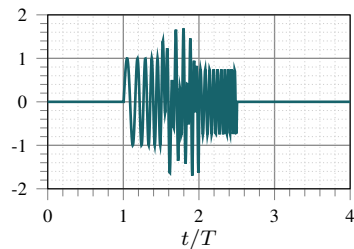
FSK Non-Coherent



FSK Cross-Correlation



Chirp Cross-Correlation




# Preamble Based Synchronization

- Packet-based transmission
- Preamble and starting frame delimiter (SFD) before each data-packet
- Preamble with alternating symbols
  - ◆ Up- and down-chirps
  - ◆ Sinusoidal symbols with two frequencies
- Previous evaluations: Good sync  $\Rightarrow$  correct data reception
- Parameter Settings:
  - ◆ Orthogonal symbols with  $T = 2.5$  ms
  - ◆ Chirp bandwidth  $B = 2.342$  kHz
  - ◆ FSK with 400 Hz symbol spacing
  - ◆ 16 preamble symbols + 4 SFD symbols

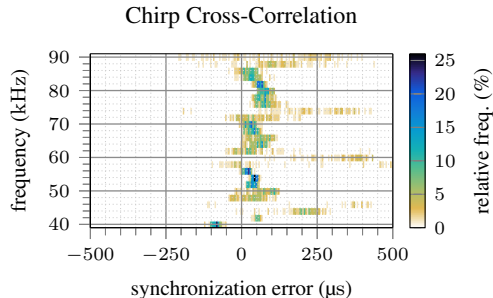
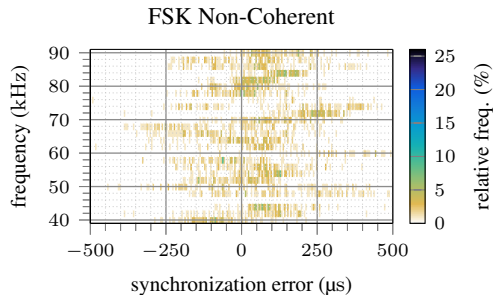
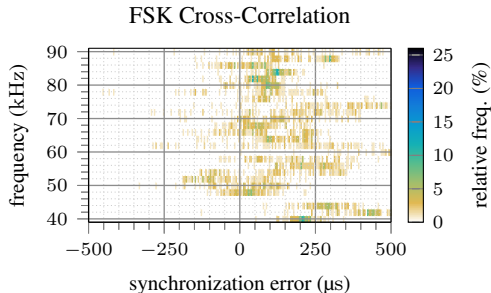
# Experimental Setup

- Signal generation and processing with MATLAB
- USB oscilloscope and waveform generator
- Low sampling rate (200 kHz)
- RX and TX circuits
- Marina in Hamburg with LOS conditions
- long wide-band chirp (10 kHz to 100 kHz, 100 ms) to obtain a ground-truth
- 2.1 m and 5.1 m distance, 0.5 m depth



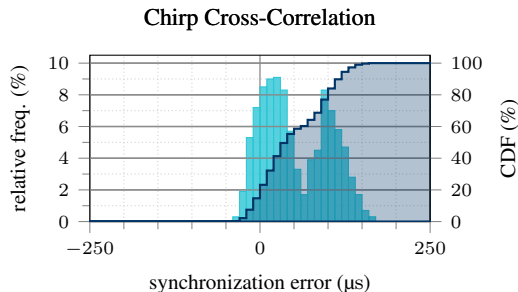
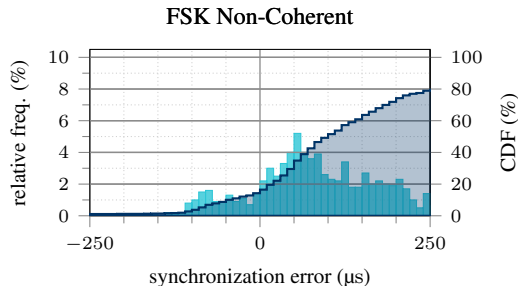
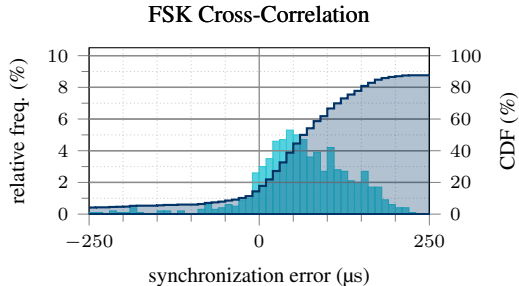
# Synchronization Macroscope

- 100 synchronizations per frequency band over 5.1 m
- 40 kHz - 90 kHz in 2 kHz steps



# Synchronization Microscope (I)

- 1000 synchronizations over 2.1 m and 5.1 m
- Fixed frequencies
  - ◆ Chirp: 62.4 kHz - 64.8 kHz
  - ◆ FSK: 62.4 kHz and 62.8 kHz




# Synchronization Microscope (II)

	FSK non-coh	FSK xcorr	Chirp xcorr
<b>2.1 m Channel</b>			
Inside 10% margin	72.8%	77.9%	91.6%
Average sync. error	137.1 $\mu\text{s}$	122.2 $\mu\text{s}$	120.1 $\mu\text{s}$
Standard deviation	77.2 $\mu\text{s}$	76.7 $\mu\text{s}$	73.6 $\mu\text{s}$
<b>5.1 m Channel</b>			
Inside 10% margin	76.7%	72.3%	100%
Average sync. error	74.7 $\mu\text{s}$	62.3 $\mu\text{s}$	50.5 $\mu\text{s}$
Standard deviation	87.7 $\mu\text{s}$	70.6 $\mu\text{s}$	48.7 $\mu\text{s}$



# Conclusion and Outlook

- A chirp-based synchronization enhances:
  - ◆ The number of received synchronizations  
72 %  $\Rightarrow$  100 %
  - ◆ The accuracy  
71  $\mu$ s  $\Rightarrow$  49  $\mu$ s (standard deviation)
  - ◆ The precision  
62  $\mu$ s  $\Rightarrow$  51  $\mu$ s (average sync. error)
- Outlook:
  - ◆ smartPORT modem implementation
  - ◆ Chirps with a larger bandwidth
  - ◆ Research on chirp-based data transmission





# A Case for Chirp Modulation for Low-Power Acoustic Communication in Shallow Waters

Fabian Steinmetz

17th GI/ITG KuVS

**Fabian Steinmetz**

PhD Student at Research Group smartPORT

Phone +49 / (0)40 42878 4887

e-Mail [fabian.steinmetz@tuhh.de](mailto:fabian.steinmetz@tuhh.de)

<http://www.tuhh.de/smartport>