

---

# Collaborative transmission in wireless sensor networks

Introduction to wireless communications

Stephan Sigg

Institute of Distributed and Ubiquitous Systems  
Technische Universität Braunschweig

November 2, 2010

# Overview and Structure

---

- Wireless sensor networks
- Wireless communications
- Basics on probability theory
- Randomised search approaches
- Cooperative transmission schemes
- Distributed adaptive beamforming
  - Feedback based approaches
  - Asymptotic bounds on the synchronisation time
  - Alternative algorithmic approaches
  - Alternative Optimisation environments
- An adaptive communication protocol

# Overview and Structure

---

- Wireless sensor networks
- **Wireless communications**
- Basics on probability theory
- Randomised search approaches
- Cooperative transmission schemes
- Distributed adaptive beamforming
  - Feedback based approaches
  - Asymptotic bounds on the synchronisation time
  - Alternative algorithmic approaches
  - Alternative Optimisation environments
- An adaptive communication protocol

# Outline

## Wireless communications

---

- 1 Introduction
- 2 Aspects of the mobile radio channel
- 3 MIMO
- 4 Centralised beamforming

# Introduction

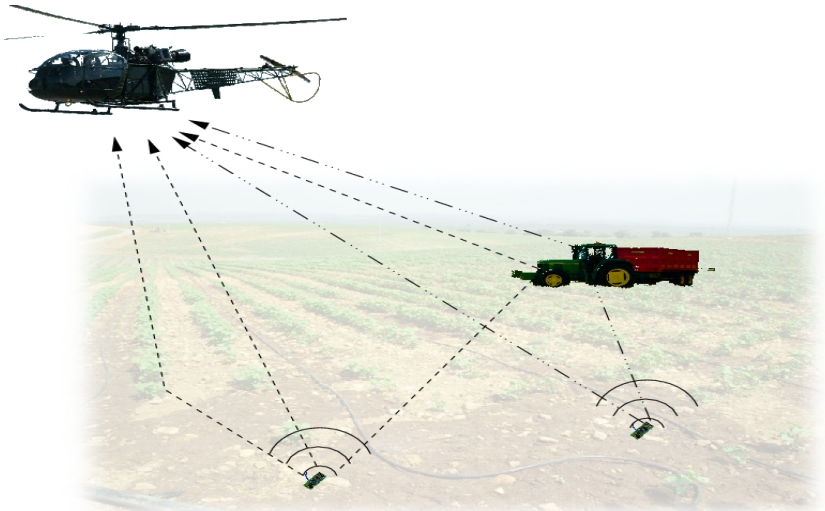
## Wireless communications

---

- Wireless communication
  - Utilisation of shared medium
  - Electromagnetic waveform transmitted between communication partners
  - Information modulated on top of a signal wave

# Introduction

## Wireless communications



# Outline

## Wireless communications

---

- 1 Introduction
- 2 Aspects of the mobile radio channel
- 3 MIMO
- 4 Centralised beamforming

# Aspects of the mobile radio channel

## Wireless communications

### RF transmission

- Electromagnetic signals
- Transmitted in wave-Form
- Omnidirectional transmission
- Speed of light
  - $c = 3 \cdot 10^8 \frac{m}{s}$



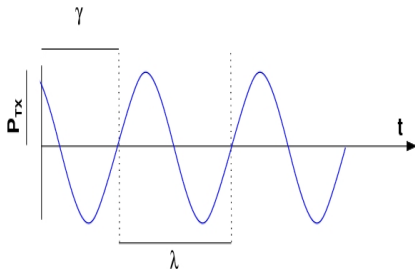


# Aspects of the mobile radio channel

## Wireless communications

### RF signal

- Transmission power:
  - $P_{TX}[W]$
- Frequency:
  - $f[\frac{1}{sec}]$
- Phase offset:
  - $\gamma[\pi]$
- Wavelength:
  - $\lambda = \frac{c}{f}[m]$

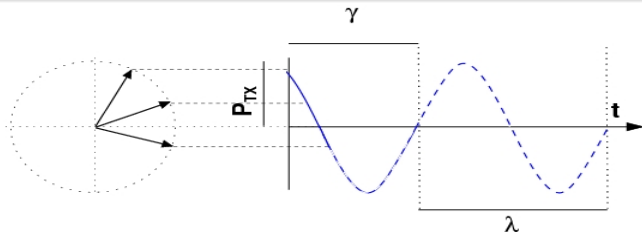


# Aspects of the mobile radio channel

## Wireless communications

### RF signal

- Real part of rotating vector
  - $\zeta = \Re(e^{j(ft+\gamma)})$
- Instantaneous signal strength:
  - $\cos(\zeta)$
- Rotation Speed: Frequency  $f$



# Aspects of the mobile radio channel

## Wireless communications

### Noise

- In every realistic setting, noise can be observed on the wireless channel
- Typical noise power:<sup>a</sup>

$$P_N = -103dBm$$

- Value observed by measurements

---

<sup>a</sup>3GPP: 3rd generation partnership project; technical specification group radio access networks; 3g home nodeb study item technical report (release 8). Technical Report 3GPP TR 25.820 V8.0.0 (2008-03) (March)

# Aspects of the mobile radio channel

## Wireless communications

---

### Noise

- Thermal noise can also be estimated analytically as

$$P_N = \kappa \cdot T \cdot B$$

- $\kappa = 1.3807 \cdot 10^{-23} \frac{J}{K}$ : Boltzmann constant
- $T$ : Temperature in Kelvin
- $B$ : Bandwidth of the signal.

# Aspects of the mobile radio channel

## Wireless communications

### Example

- GSM system with 200kHz bands
- Average temperature: 300K
- Estimated noise power:

$$\begin{aligned}P_N &= \kappa \cdot T \cdot B \\ &= 1.3807 \cdot 10^{-23} \frac{\text{J}}{\text{K}} \cdot 300\text{K} \cdot 200\text{kHz} \\ P_N &= -120.82\text{dBm}\end{aligned}$$

# Aspects of the mobile radio channel

## Wireless communications


### Path-loss

- Signal strength decreases while propagating over a wireless channel
- Order of decay varies in different environments
- Impact higher for higher frequencies
- Can be reduced by antenna gain (e.g. directed)

Location	Mean Path loss exponent	Shadowing variance $\sigma^2$ (dB)
Apartment Hallway	2.0	8.0
Parking structure	3.0	7.9
One-sided corridor	1.9	8.0
One-sided patio	3.2	3.7
Concrete Canyon	2.7	10.2
Plant fence	4.9	9.4
Small boulders	3.5	12.8
Sandy flat beach	4.2	4.0
Dense bamboo	5.0	11.6
Dry tall underbrush	3.6	8.4

# Aspects of the mobile radio channel

## Wireless communications



### Path-loss

- For analytic consideration:  
Path-loss approximated
- Friis free-space equation:

$$P_{TX} \cdot \left( \frac{\lambda}{2\pi d} \right)^2 \cdot G_{TX} \cdot G_{RX}$$

# Aspects of the mobile radio channel

## Wireless communications

### Path-loss

$$P_{RX} = P_{TX} \cdot \left( \frac{\lambda}{2\pi d} \right)^2 \cdot G_{TX} \cdot G_{RX}$$

- Utilised in outdoor scenarios
  - Direct line of sight
  - No multipath propagation
- $d$  impacts the RSS quadratically
- Other values for the path-loss exponent  $\alpha$  possible.
- Path-loss:

$$PL^{FS}(\zeta_i) = \frac{P_{TX}(\zeta_i)}{P_{RX}(\zeta_i)}$$



# Aspects of the mobile radio channel

## Wireless communications

### Path-loss (Log-distance model)

- Path-loss model suited in buildings or densely populated areas:

$$PL^{LD}(\zeta_i) = \frac{P_{TX}(\zeta_i)}{P_{RX}(\zeta_i)} = 10^{\frac{L_0}{10}} \cdot d^\alpha \cdot 10^{\frac{X_g}{10}}$$

- in dB:

$$\begin{aligned} PL^{LD}(\zeta_i) &= P_{TX}(\zeta_i) - P_{RX}(\zeta_i) \\ &= L_0 + 10 \cdot \alpha \cdot \log_{10} \left( \frac{d}{d_0} \right) + X_g [dB] \end{aligned}$$

- $L_0$ : Path-loss at reference distance  $d_0$
- $X_g$ : Attenuation due to fading (random with zero mean)

# Aspects of the mobile radio channel

## Wireless communications

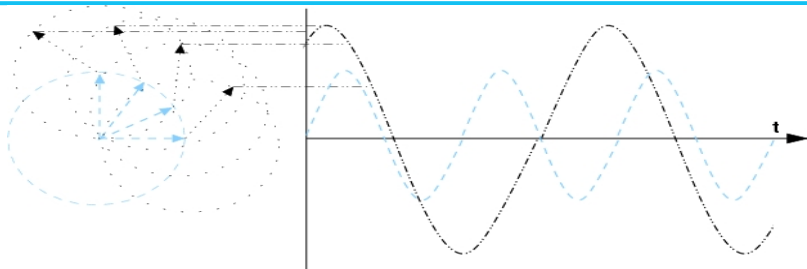
### Superimposition of RF signals

- Broadcast channel
- Multipath transmission
  - Reflection
  - Diffraction
  - Different path lengths
  - Signal components arrive at different times
- Interference



# Aspects of the mobile radio channel

## Wireless communications

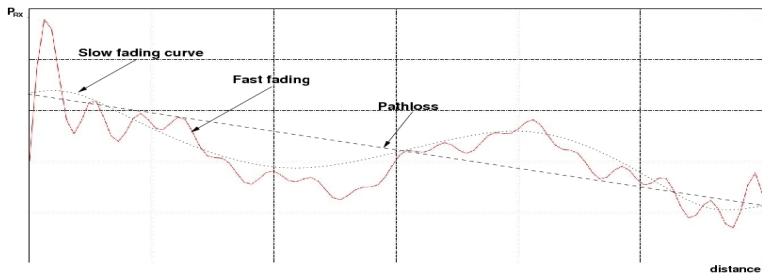


### Superimposition of RF signals

- At a receiver, all incoming signals add up to one superimposed sum signal
- Constructive and destructive interference
- Normally: Heavily distorted sum signal

# Aspects of the mobile radio channel

## Wireless communications



### Fading

- Signal quality fluctuating with location and time
- Slow fading
- Fast fading

# Aspects of the mobile radio channel

## Wireless communications

---

### Slow fading

- Result of environmental changes
- Temporary blocking of signal paths
- Changing reflection angles
- Movement in the environment
  - Trees
  - Cars
  - Opening/closing doors
- Amplitude changes can be modelled by log-normal distribution

# Aspects of the mobile radio channel

## Wireless communications

### Fast fading

- Signal components of multiple paths
- Cancellation of signal components
- Fading incursions expected in the distance of  $\frac{\lambda}{2}$
- Channel quality changes drastically over short distances
- Example: Low radio reception of a car standing in front of a headlight is corrected by small movement
- Stochastic models are utilised to model the probability of fading incursions
  - Rice
  - Rayleigh

# Aspects of the mobile radio channel

## Wireless communications

### Fast fading

- Fast fading weakened when direct signal component observed
- Modelled by Rice distribution:

$$f(A) = \frac{A}{\sigma^2} e^{-\frac{A^2+s^2}{2\sigma^2}} I_0\left(\frac{As}{\sigma^2}\right)$$

- $s$ : Dominant component of received signal
- $\sigma$ : Standard deviation
- Modified Bessel function with order 0:

$$I_0(x) = \frac{1}{2\pi} \int_0^{2\pi} e^{x \cos(\Psi)} d\Psi$$

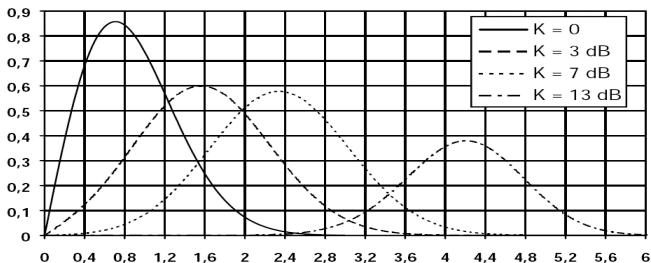
# Aspects of the mobile radio channel

## Wireless communications

- Ricean factor:

$$K = \frac{s^2}{2\sigma^2}$$

- Impacts probability density function of Rice distribution
- Most probable outcome impacted





# Aspects of the mobile radio channel

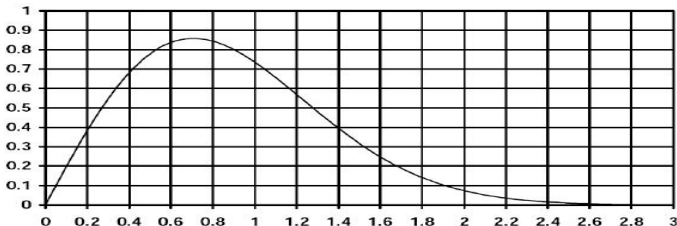
## Wireless communications

- For  $K = 0$ , Rice distribution migrates to Rayleigh distribution:

$$\begin{aligned}\lim_{K \rightarrow 0} f(A) &= \lim_{K \rightarrow 0} \frac{A}{\sigma^2} e^{-\frac{A^2}{2\sigma^2} - K} I_0 \left( \frac{A\sqrt{2K}}{\sigma} \right) \\ &= \lim_{K \rightarrow 0} \frac{A}{\sigma^2} e^{-\frac{A^2}{2\sigma^2} - K} \frac{1}{2\pi} \int_0^{2\pi} e^{\frac{A\sqrt{2K}}{\sigma} \cos(\Psi)} d\Psi \\ &= \frac{A}{\sigma^2} e^{-\frac{A^2}{2\sigma^2} - 0} \frac{1}{2\pi} \int_0^{2\pi} e^{\frac{A\sqrt{2 \cdot 0}}{\sigma} \cos(\Psi)} d\Psi \\ &= \frac{A}{\sigma^2} e^{-\frac{A^2}{2\sigma^2}}\end{aligned}$$

# Aspects of the mobile radio channel

## Wireless communications



### Rayleigh distribution

- Probability density function of received sum signal for  $n \gg 1$
- Assumption:
  - No direct signal component exists
  - Received signal components of approximately equal strength
- Example: Urban scenarios with dense house blocks

# Aspects of the mobile radio channel

## Wireless communications

- With large  $K$ , Rice distribution evolves to Gauss distr.:

$$\begin{aligned} I_0(x) &\xrightarrow{x \gg 1} \frac{e^x}{\sqrt{2\pi x}} \\ \Rightarrow f(A) &\xrightarrow{K \gg 1} \frac{A}{\sigma^2} e^{-\frac{A^2}{2\sigma^2} - K} \frac{e^{\frac{A\sqrt{2K}}{\sigma}}}{\sqrt{2\pi \frac{A\sqrt{2K}}{\sigma}}} \\ f(A) &= \frac{A}{\sigma^2 \sqrt{\frac{2\pi}{\sigma}} \sqrt{A\sqrt{2K}}} e^{-\frac{A^2}{2\sigma^2} - \frac{s^2}{2\sigma^2}} e^{\frac{A\sqrt{2K}}{\sigma}} \\ &= \frac{A}{\sigma^2 \sqrt{\frac{2\pi}{\sigma}} \sqrt{A\sqrt{2K}}} e^{-\frac{A^2+s^2-2As}{2\sigma^2}} \\ &= \sqrt{\frac{A}{s}} \frac{1}{\sigma 2\pi} e^{-\frac{1}{2} \left(\frac{A-s}{\sigma}\right)^2} \end{aligned}$$

# Aspects of the mobile radio channel

## Wireless communications

---

- The term

$$\sqrt{\frac{A}{s}} \frac{1}{\sigma\sqrt{2\pi}} e^{-\frac{1}{2}\left(\frac{A-s}{\sigma}\right)^2}$$

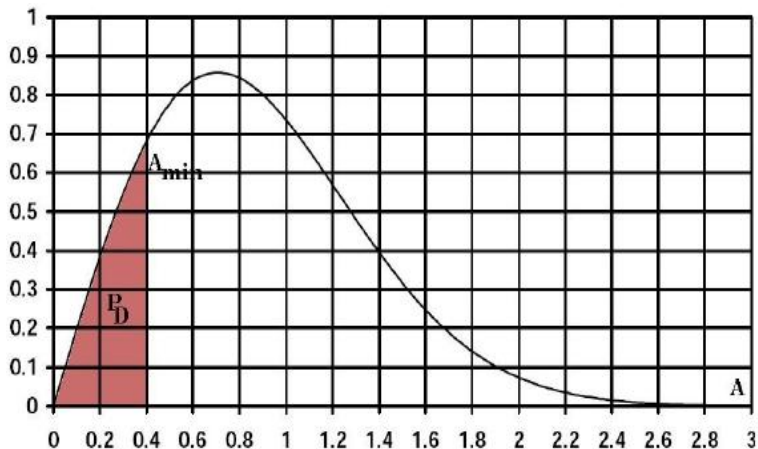
- differs from the Gauss distribution in  $\sqrt{\frac{A}{s}}$ :

$$f_{\text{Gauss}}(x) = \frac{1}{\sigma\sqrt{2\pi}} e^{-\frac{1}{2}\left(\frac{A-s}{\sigma}\right)^2}$$

- With  $\sqrt{\frac{A}{s}} \approx 1$ , Rice distribution can be approximated by Gauss distribution

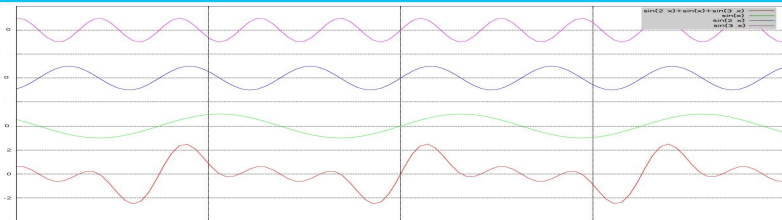
# Aspects of the mobile radio channel

## Wireless communications



# Aspects of the mobile radio channel

## Wireless communications



### Interference

- Signal components arrive from more than one transmitter
- Neighbouring nodes generate interference:

$$\zeta_{\text{sum}} = \sum_{i=1}^l \Re \left( e^{j(f_i t + \gamma_i)} \right)$$

# Aspects of the mobile radio channel

## Wireless communications

### Interference

- A radio system typically requires a specific minimum signal power over interference and noise level:

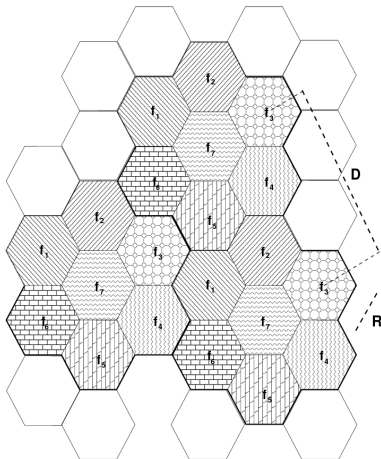
$$SINR = \frac{P_{\text{signal}}}{P_{\text{noise}} + P_{\text{interference}}}$$

- Concepts to reduce interference:
  - Clustering (cellular networks)
  - Spread spectrum techniques (Code divisioning)

# Aspects of the mobile radio channel

## Wireless communications

- Clustering
  - Cells with identical frequencies separated
  - Interference in one frequency band reduced

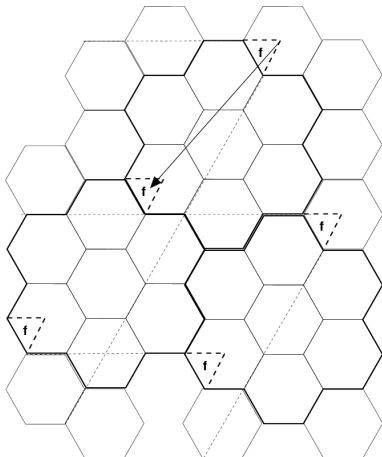




# Aspects of the mobile radio channel

## Wireless communications

- Clustering
  - Further reduction of interference by sectioning antennas
  - Typically not implemented in WSNs
    - Relative locations of sensors unknown
    - Organisation of cluster structure problematic



# Aspects of the mobile radio channel

## Wireless communications

---

### Spread spectrum system

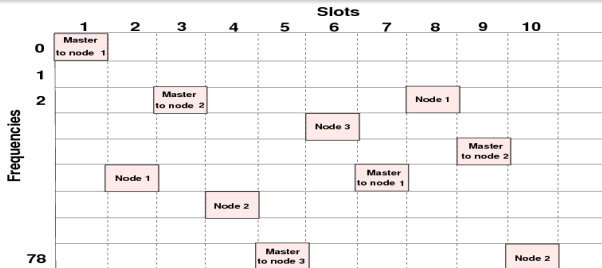
- Utilise a very wide bandwidth for transmission
- Interference in a small frequency band has reduced impact on the overall transmission

# Aspects of the mobile radio channel

## Wireless communications

### Spread spectrum system – Frequency hopping

- E.g. Bluetooth
  - 79 sub-frequency bands
  - Hop 1600 times per second
  - Pseudo random hop sequence
  - Master node controls hopping sequence



# Aspects of the mobile radio channel

## Wireless communications

---

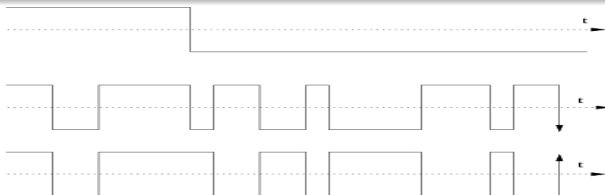
- Spread spectrum system – Frequency hopping
  - Not well suited for WSNs
  - Processing required for frequency hopping would surcharge processing capabilities of sensor nodes

# Aspects of the mobile radio channel

## Wireless communications

### Spread spectrum system – Code division

- Spread transmit signal over whole frequency band
- Add redundancy to the signal
- Combination of the transmit symbols with pseudo-random code sequence
- Interference in limited frequency band with low effect
- Transmitters simultaneously utilise identical frequency



# Aspects of the mobile radio channel

## Wireless communications

---

### Spread spectrum system – Code divisioning

- Transmitters share the same frequency
- Unique, orthogonal pseudo noise sequences
- Decoding possible: Pseudo noise sequence linked to transmitter
- Transmission below noise level possible
- Creation of pseudo noise sequences: E.g. OVSF

# Aspects of the mobile radio channel

## Wireless communications

### Orthogonal Variable Spreading Factor (OVSF)

- Root spreading code:

$$c_{i,j} \in \{0, 1\}^i; i, j \in \mathbb{N}$$

- Create

$$c_{2i,2j-1} = (c_{i,j}c_{i,j})$$

$$c_{2i,2j} = (c_{i,j}\overline{c_{i,j}})$$

		1111111111111111
	11111111	1111111100000000
	1111	1111000011110000
	11110000	1111000000001111
11		1100110011001100
	11001100	1100110000110011
	1100	1100001111000011
	11000011	1100001100111100
1		1010101010101010
	10101010	1010101001010101
	1010	10100101110100101
	10100101	1010010101011010
10		1001100110011001
	10011001	1001100101100110
	1001	1001011010010110
	10010110	10010110011101001

# Aspects of the mobile radio channel

## Wireless communications

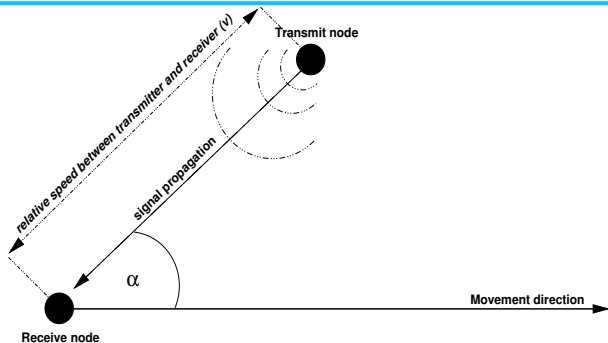
---

- Spread spectrum system – Code divisioning
  - Utilised also in WSNs
  - E.g. CDMA
  - Number of code sequences of a given length restricted



# Aspects of the mobile radio channel

## Wireless communications



- Doppler Shift

- Frequency of a received signal may differ to the frequency of the transmitted signal
- Dependent on relative speed between transmitter and receiver
- $f_d = \frac{v}{\lambda} \cdot \cos(\alpha)$

# Outline

## Wireless communications

---

- 1 Introduction
- 2 Aspects of the mobile radio channel
- 3 MIMO
- 4 Centralised beamforming

# MIMO

## Wireless communications

---

- Wireless communication
  - Typically one transmitter and one receiver
    - SISO
  - Capacity increased by diversity schemes as
    - Time diversity
    - Frequency diversity
    - Code divisioning

# MIMO

## Wireless communications

---

- Spatial diversity
  - Clustering
  - Multiple transmit or receive antennas for a single communication link
    - SIMO
    - MISO
    - MIMO
  - Spatially separated antennas
    - Independent communication channels
    - Fading characteristics for these channels different
    - Probability of inferior reception on all channels simultaneously low

# MIMO

## Wireless communications

---

Vector-Matrix of a MIMO-System:

$$\vec{\zeta}^{RX} = \begin{bmatrix} \zeta_1^{RX} \\ \zeta_2^{RX} \\ \vdots \\ \zeta_M^{RX} \end{bmatrix} = \begin{bmatrix} h_{11} & h_{12} & \cdots & h_{1L} \\ h_{21} & \ddots & & h_{2L} \\ \vdots & & \ddots & \vdots \\ h_{M1} & h_{M2} & \cdots & h_{ML} \end{bmatrix} \begin{bmatrix} \zeta_1^{TX} \\ \zeta_2^{TX} \\ \vdots \\ \zeta_L^{TX} \end{bmatrix} + \begin{bmatrix} \zeta_1^{\text{noise}} \\ \zeta_2^{\text{noise}} \\ \vdots \\ \zeta_M^{\text{noise}} \end{bmatrix}$$

# MIMO

## Wireless communications

$$\vec{\zeta}^{RX} = \begin{bmatrix} \zeta_1^{RX} \\ \zeta_2^{RX} \\ \vdots \\ \zeta_M^{RX} \end{bmatrix} = \begin{bmatrix} h_{11} & h_{12} & \cdots & h_{1L} \\ h_{21} & \ddots & & h_{2L} \\ \vdots & & \ddots & \vdots \\ h_{M1} & h_{M2} & \cdots & h_{ML} \end{bmatrix} \begin{bmatrix} \zeta_1^{TX} \\ \zeta_2^{TX} \\ \vdots \\ \zeta_L^{TX} \end{bmatrix} + \begin{bmatrix} \zeta_1^{\text{noise}} \\ \zeta_2^{\text{noise}} \\ \vdots \\ \zeta_M^{\text{noise}} \end{bmatrix}$$

Vector of received signal components:

$$\vec{\zeta}^{RX} = (\zeta_1^{RX}, \zeta_2^{RX}, \dots, \zeta_M^{RX})^T$$

Vector of noise signals:

$$\vec{\zeta}^{\text{noise}} = (\zeta_1^{\text{noise}}, \zeta_2^{\text{noise}}, \dots, \zeta_M^{\text{noise}})^T$$

Channel Matrix  $H$  describes connection of inputs and outputs.

# MIMO

## Wireless communications

---

- Potential gain of a MIMO system
  - Improve communication speed
    - Parallel transmission over all channels
  - Improve robustness of communication
    - Transmit redundant information over all channels

# MIMO

## Wireless communications

---

- MIMO for WSNs?
  - Not probable since antennas have to be sufficiently separated

- Typical estimation:  $\frac{\lambda}{2}$

- With 2.4GHz:

$$\frac{3 \cdot 10^8 \frac{m}{sec}}{2.4 * 10^9 \frac{1}{sec}} = 12.5cm$$

- Typical sensor nodes smaller in size



# Outline

## Wireless communications

---

- 1 Introduction
- 2 Aspects of the mobile radio channel
- 3 MIMO
- 4 Centralised beamforming

# Centralised beamforming

## Wireless communications

---

### Centralised beamforming

- Create an antenna beam of synchronised transmissions that is focused on a restricted area
- Signal components from transmit antennas coherently overlaid
- Constructive interference at the receiver
- Outside the restricted area, signal components vanish in the noise signal
  - Reduced interference to neighbouring receivers

# Centralised beamforming

## Wireless communications

### Centralised beamforming

- Fixed antenna Array
  - Exact relative location of all antennas known
  - All antenna elements tightly synchronised
  - Signals from each antenna element suitably weighted
- Focus and control transmission beam
- Received sum signal:

$$\sum_{i=1}^n \Re(e^{j(2\pi f_i t + \gamma_i)})$$

- When all signal components are in phase,
  - signal strength increases linear to count of signal components

# Introduction to wireless communications

Questions, discussion, remarks

---

Questions?

# Outline

## Introduction to wireless communications

---

- 1 Introduction
- 2 Aspects of the mobile radio channel
- 3 MIMO
- 4 Centralised beamforming

# Overview and Structure

---

- Wireless sensor networks
- **Wireless communications**
- Basics on probability theory
- Randomised search approaches
- Cooperative transmission schemes
- Distributed adaptive beamforming
  - Feedback based approaches
  - Asymptotic bounds on the synchronisation time
  - Alternative algorithmic approaches
  - Alternative Optimisation environments
- An adaptive communication protocol